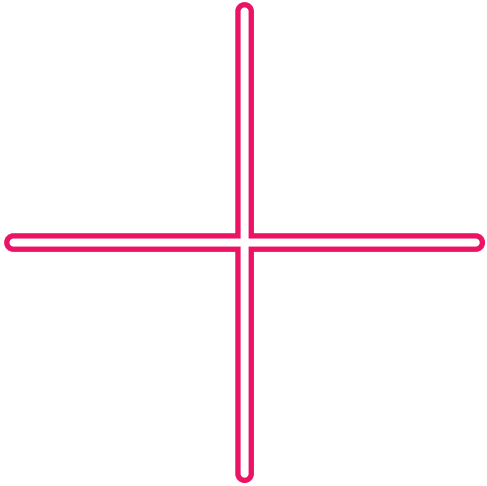



THE TEEN DOC.COM



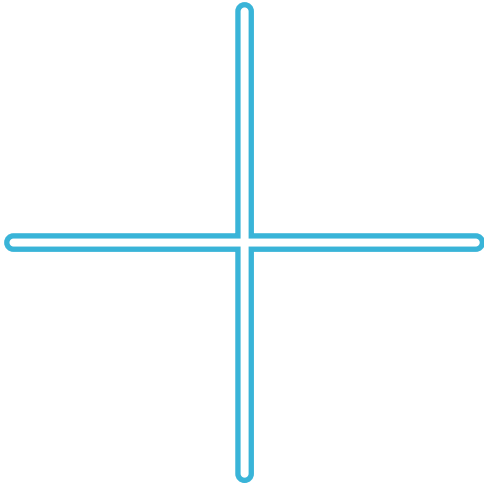
CURRENT STATUS:



Construction Instruction

1. Cut out door hanger and arrow
2. Cut along **white lines** under **TheTeenDoc.com**
3. Fold arrow along the **dotted line**
4. Keeping the arrow folded around the hanger, use a small paper clip to keep arrow attached.

THE TEEN DOC.COM



CURRENT STATUS:

COOL




NOT
COOL



Construction Instruction

1. Cut out door hanger and arrow
2. Cut along **white lines** under **TheTeenDoc.com**
3. Fold arrow along the **dotted line**
4. Keeping the arrow folded around the hanger, use a small paper clip to keep arrow attached.

THE TEEN DOC.COM



CURRENT STATUS:

COOL



NOT
COOL



Construction Instruction

1. Cut out door hanger and arrow
2. Cut along **white lines** under **TheTeenDoc.com**
3. Fold arrow along the **dotted line**
4. Keeping the arrow folded around the hanger, use a small paper clip to keep arrow attached.